

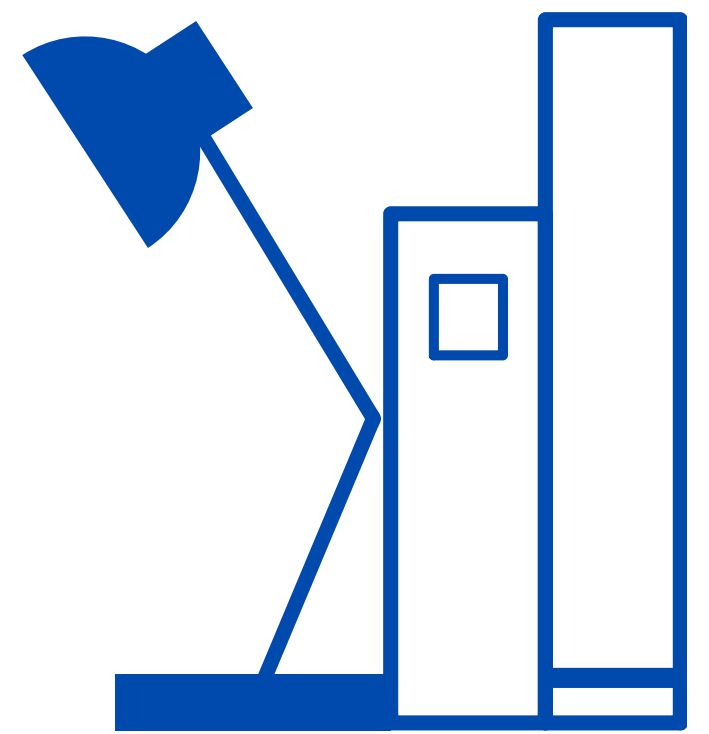


Student Videoconferencing Etiquette




Students are to **wear their NSS Polo or Checked shirt** for their video conference lesson.


Student backgrounds are safe, ie. consider where your child sits in the house and it does not impede upon your personal privacy. For example have a plain wall as their background. Where possible avoid students video conferencing from their bedrooms. We suggest a living area or communal area that is understanding of the need for the child to focus.



Microphone is muted when you enter the meeting.

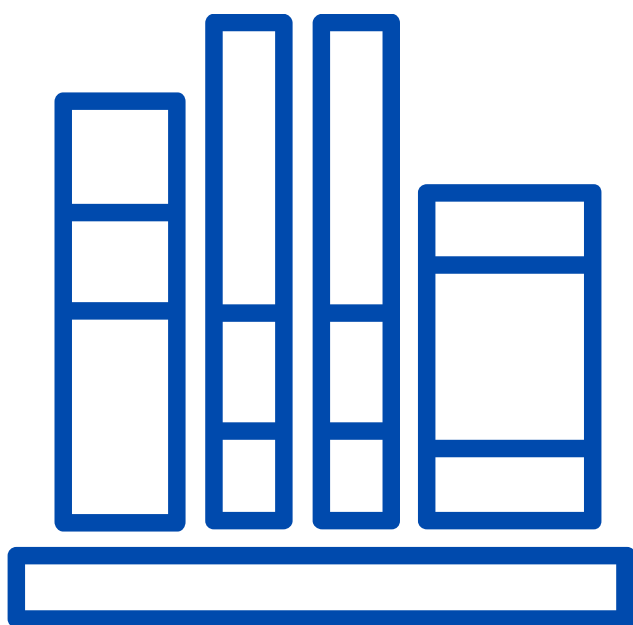
Use the **"raise your hand"** button when you want to ask a question/say something.





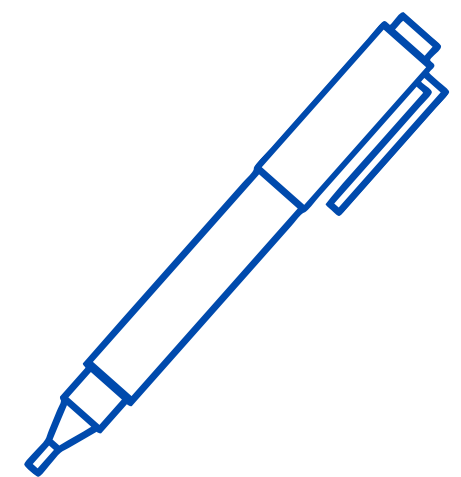
Allow others to finish speaking before you start speaking.

Wait for the teacher to invite you to speak or unmute your microphone by name before you start speaking.



Each class will have their own video conference. Please ensure **siblings do not "jump" in on each others session.**

For students to participate in the session, **parents must sign an electronic form provided by Mrs Turnbull.**



Northgate State School

